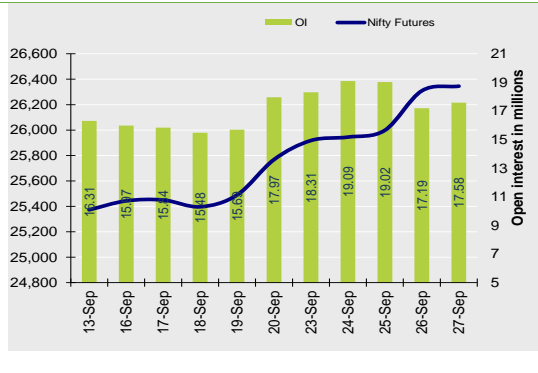


Nifty Snapshot

	Close	Prv Cl.	Ab chg	% chg
Spot	26,178.95	26,216.05	-37.10	-0.14
Futures	26,345.15	26,308.85	36.30	0.14
OI(mlshr)	17.58	17.19	0.39	2.26
Vol (lots)	218627	430510	-211883	-49.22
COC	166.20	92.80	73.40	79.1
PCR-OI	1.16	1.37	-0.20	-14.9

Nifty Futures Price v/s OI



Institutional Activity in previous trading session

(in Rs cr.)	Buy	Sell	Net
Index Futures	5070.80	3343.24	1727.56
Index Options	1251985.69	1200054.37	51931.32
Stock Futures	41355.69	37676.62	3679.07
Stock Options	49693.60	48729.51	964.09
FII Cash	26,135.90	27,345.00	-1,209.10
DII Cash	50,042.69	43,156.04	6,886.65

Net FII Activity (in Rs cr.)

Date	Idx Fut	Stk Fut	Idx Opt	Cash
27-Sep	1727.6	3679.1	51931.3	-1209
26-Sep	474.5	13657.9	111198.5	630
25-Sep	-679.4	-3052.1	-56715.4	-974
24-Sep	-1482.2	3232.8	-26142.9	-2784
23-Sep	188.3	805.9	-4578.7	404
20-Sep	9144.6	16401.7	32753.5	14064

Technical Pivot (Intraday):

	S2	S1	PIVOT	R1	R2
NIFTY	26250	26300	26350	26395	26450
BANKNIFTY	53850	54035	54310	54495	54775

(Price is in Rs; OI is in million units; Price chg and OI chg are in percentage) **NB RESEARCH**

Fresh Longs seen in:

Scrip	Price	Price chg	OI	OI Chg
GRANULES	562.1	1.8	8.4	144.1
COLPAL	3797.5	2.0	3.1	27.7
BERGEPAIN	623.7	0.8	11.9	18.8

Short Covering seen in:

Scrip	Price	Price chg	OI	OI Chg
NIFTYNXT50	77559.5	0.6	0.0	-10.2
GAIL	238.3	2.7	83.5	-8.7
SYNGENE	892.6	0.9	4.9	-5.6

Fresh Shorts seen in:

Scrip	Price	Price chg	OI	OI Chg
LTIM	6183.8	-0.1	3.5	23.0
MARICO	698.8	0.0	17.0	22.9
BSOFT	609.7	-1.8	16.3	20.4

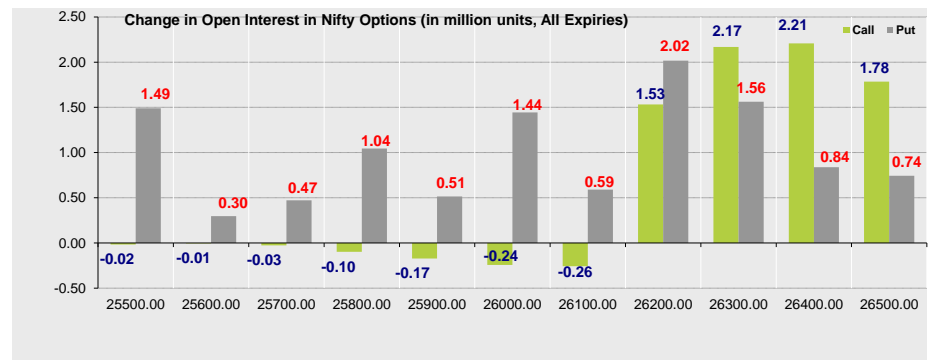
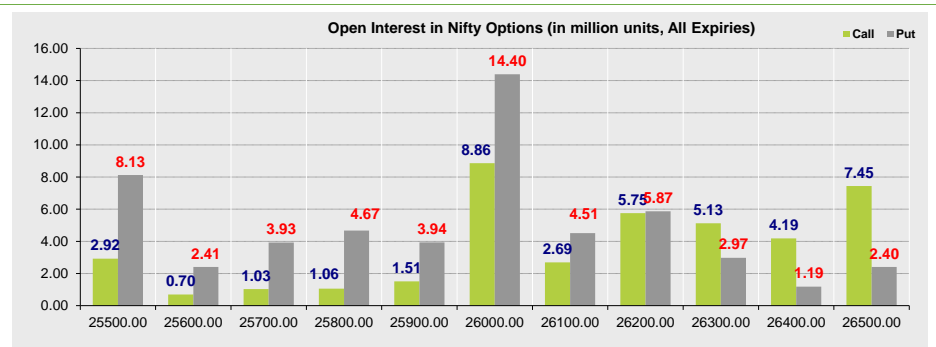
Long Unwinding seen in:

Scrip	Price	Price chg	OI	OI Chg
ZYDUSLIFE	1136.1	-0.5	18.3	-9.3
CHOLAFIN	1619.5	-2.1	9.5	-4.6
AUBANK	733.4	-0.4	13.7	-2.5

Summary

- Indian markets closed on a flat note where buying was mainly seen in Metals, Automobiles, Pharma sectors. Nifty Oct Futures closed at 26345.15 (up 36.30 points) at a premium of 166.20 pts to spot.
- FII's were net sellers in Cash to the tune of 1209.10 Cr and were net buyers in index futures to the tune of 1727.56 Cr.
- India VIX decreased by 0.62% to close at 11.96 touching an intraday high of 12.08.

Open Interest in Nifty Options:



- The above second chart shows previous trading day's change in Nifty options where Addition in OI were seen in 26300, 26200, 26100, 26000 strike Puts and at 26200, 26300, 26400, 26500 strike Calls indicating market is likely to remain range-bound in the near term.
- Highest OI build-up is seen at 26000 strike Calls and 26000 strike Puts, to the tune of 8.86mn and 14.40mn respectively.

Outlook on Nifty:

Index is likely to open on a negative note today and is likely to remain range-bound during the day.

NIFTY50 Options OI (CE OI = Resistance) (PE OI = Support)			
Symbol	Highest CE OI	Highest PE OI	CMP
ADANIPTS	1500	1400	1468
ADANIENT	3100	3000	3161
ASIANPAINT	3400	3300	3335
AXISBANK	1300	1250	1282
BAJAJ-AUTO	13000	12000	12773
BAJAJFINSV	2000	2000	2017
BAJFINANCE	8000	7000	7826
BHARTIARTL	1800	1600	1750
BPCL	370	350	370
BRITANNIA	6500	6300	6327
CIPLA	1700	1660	1685
COALINDIA	520	500	519
DIVISLAB	5500	5400	5511
DRREDDY	6800	6200	6799
EICHERMOT	5100	4500	5108
GRASIM	2800	2500	2808
HCLTECH	1800	1800	1813
HDFCBANK	1800	1700	1768
HDFCLIFE	750	700	737
HEROMOTOCO	6200	6000	6011
HINDALCO	750	700	753
HINDUNILVR	3000	2700	2988
ICICIBANK	1350	1300	1318
ITC	530	500	527
INDUSINDBK	1500	1400	1475

NIFTY50 Options OI (CE OI = Resistance) (PE OI = Support)			
Symbol	Highest CE OI	Highest PE OI	CMP
INFY	1960	1900	1906
IOC	200	170	181
JSWSTEEL	1000	900	1010
KOTAKBANK	2000	1900	1889
LT	3800	3550	3731
LTIM	6400	6200	6184
M&M	3100	2800	3212
MARUTI	14000	13000	13573
NESTLEIND	2800	2600	2768
NTPC	440	430	441
ONGC	300	300	299
POWERGRID	400	360	358
RELIANCE	3000	2900	3082
SBILIFE	2000	1800	1900
SBIN	800	800	809
SUNPHARMA	2000	1800	1964
TATACONSUM	1300	1200	1213
TATAMOTORS	1000	1000	1001
TATASTEEL	170	160	168
TCS	4400	4300	4331
TECHM	1660	1600	1618
TITAN	4000	3700	3852
ULTRACEMCO	12500	11000	12061
UPL	620	600	616
WIPRO	550	550	547

Derivative Recommendations:

Stock Name	Call (Buy/Sell)	Entry price	Targets	Stop Loss	Duration	Status
JSWSTEEL 1000CE	Buy	39	60	28	1-2 Days	Open
ABFRL 350 CE	Buy	16	28	10	1-2 Days	Open
BANKNIFTY 54200 CE	Buy	168	350	75	1-2 Days	Open

FROM THE EQUITY DERIVATIVE DESK:

NIRAV HARISH CHHEDA
AVP - DERIVATIVES AND TECHNICAL RESEARCH
E-Mail: nirav.chheda@nirmalbang.com
Tel no: 6273-8199/8000

AMIT BHUPTANI
SNR.DERIVATIVES AND TECHNICAL RESEARCH ANALYST
E-Mail: amit.bhuptani@nirmalbang.com
Tel no: 6273-8242/8000

DISCLOSURES

Research Reports that are published by Nirmal Bang Securities Private Limited (hereinafter referred to as "NBSPL") are for private circulation only. NBSPL is a registered Research Analyst under SEBI (Research Analyst) Regulations, 2014 having Registration no. INH000001766. NBSPL is also a registered Stock Broker with National Stock Exchange of India Limited, BSE Limited, Metropolitan Stock Exchange of India Limited, Multi Commodity Exchange of India Limited, National Commodity and Derivative Exchange Limited and Indian Commodity Exchange Limited in cash and Equity and Commodities derivatives segments.

NBSPL has other business divisions with independent research teams separated by Chinese walls, and therefore may, at times, have different or contrary views on stocks and markets.

NBSPL or its associates have not been debarred / suspended by SEBI or any other regulatory authority for accessing / dealing in securities Market. NBSPL, its associates or analyst or his relatives do not hold any financial interest (Except Investment) in the subject company. NBSPL or its associates or Analyst do not have any conflict or material conflict of interest at the time of publication of the research report with the subject company. NBSPL or its associates or Analyst or his relatives may or may not hold beneficial ownership of 1% or more in the subject company at the end of the month immediately preceding the date of publication of this research report.

NBSPL or its associates / analyst has not received any compensation / managed or co-managed public offering of securities of the company covered by Analyst during the past twelve months. NBSPL or its associates have not received any compensation or other benefits from the company covered by Analyst or third party in connection with the research report. Analyst has not served as an officer, director or employee of Subject Company. NBSPL / analyst has not been engaged in market making activity of the subject company.

Analyst Certification: The research analysts and authors of these reports, hereby certify that the views expressed in this research report accurately reflects my/our personal views about the subject securities, issuers, products, sectors or industries. It is also certified that no part of the compensation of the analyst(s) was, is, or will be directly or indirectly related to the inclusion of specific recommendations or views in this research. The analyst(s) principally responsible for the preparation of this research report and has taken reasonable care to achieve and maintain independence and objectivity in making any recommendations.

DISCLAIMER

This report is for the personal information of the authorized recipient and does not construe to be any investment, legal or taxation advice to you. NBSPL is not soliciting any action based upon it. Nothing in this research shall be construed as a solicitation to buy or sell any security or product, or to engage in or refrain from engaging in any such transaction. In preparing this research, we did not take into account the investment objectives, financial situation and particular needs of the reader.

This research has been prepared for the general use of the clients of NBSPL and must not be copied, either in whole or in part, or distributed or redistributed to any other person in any form. If you are not the intended recipient you must not use or disclose the information in this research in any way. Though disseminated to all the customers simultaneously, not all customers may receive this report at the same time. NBSPL will not treat recipients as customers by virtue of their receiving this report. This report is not directed or intended for distribution to or use by any person or entity resident in a state, country or any jurisdiction, where such distribution, publication, availability or use would be contrary to law, regulation or which would subject NBSPL & its group companies to registration or licensing requirements within such jurisdictions.

The report is based on the information obtained from sources believed to be reliable, but we do not make any representation or warranty that it is accurate, complete or up-to-date and it should not be relied upon as such. We accept no obligation to correct or update the information or opinions in it. NBSPL or any of its affiliates or employees shall not be in any way responsible for any loss or damage that may arise to any person from any inadvertent error in the information contained in this report. NBSPL or any of its affiliates or employees do not provide, at any time, any express or implied warranty of any kind, regarding any matter pertaining to this report, including without limitation the implied warranties of merchantability, fitness for a particular purpose, and non-infringement. The recipients of this report should rely on their own investigations.

This information is subject to change without any prior notice. NBSPL reserves its absolute discretion and right to make or refrain from making modifications and alterations to this statement from time to time. Nevertheless, NBSPL is committed to providing independent and transparent recommendations to its clients, and would be happy to provide information in response to specific client queries.

Before making an investment decision on the basis of this research, the reader needs to consider, with or without the assistance of an adviser, whether the advice is appropriate in light of their particular investment needs, objectives and financial circumstances. There are risks involved in securities trading. The price of securities can and does fluctuate, and an individual security may even become valueless. International investors are reminded of the additional risks inherent in international investments, such as currency fluctuations and international stock market or economic conditions, which may adversely affect the value of the investment. Opinions expressed are subject to change without any notice. Neither the company nor the director or the employees of NBSPL accept any liability whatsoever for any direct, indirect, consequential or other loss arising from any use of this research and/or further communication in relation to this research. Here it may be noted that neither NBSPL, nor its directors, employees, agents or representatives shall be liable for any damages whether direct or indirect, incidental, special or consequential including lost revenue or lost profit that may arise from or in connection with the use of the information contained in this report.

Copyright of this document vests exclusively with NBSPL. Our reports are also available on our website www.nirmalbang.com